

Cross sections for electron-impact excitation of neutral atoms

J.L.S. Lino

Assessoria e Orientação Estudantil-AOE,

Cep: 12242-000, no 2375, sl 2311 São José dos Campos, São Paulo, Brasil.

Received 25 November 2016; accepted 16 January 2017

We present a study theoretical on the scaling of plane wave Born cross section for electron impact by atoms, more specifically, integral cross sections for He, Na, K, and Hg. The calculations were performed using a simple modification of the original scaling method proposed by Y.K. Kim (Phys. Rev. A 64 (2001) 032713) and comparison of our calculated results with experimental data shown qualitative agreement.

Keywords: Born; electron; scaled.

PACS: 34.80.Bm

1. Introduction

The collision between a charged particle and a gas atom may cause a number of different effects. If incident charged particle losses some kinetic energy in exciting internal motion in the atom, the collision is said to be inelastic. According to the situation of internal motion excitation, the inelastic may be further classified. The knowledge of good estimate of cross sections will play very significant role in the field of astrophysics, plasma physics and upper atmospheric physics [1]. In an recent work Kim [2] proposed a method called BE*f*-scaling to calculate integral cross sections (ICS) of neutral atoms. This work [2] was based on classical collision theory as the first Born approximation (FBA). The BE*f*-scaling provided not only a simple way to calculate excitation cross sections of many atoms, but also to accurately estimate the excitation-autoionisation contributions in many open-shell atoms [2]. The simply BE*f*-scaling approximation is applicable for excitations processes, and use atomic properties as, energy of incident particle (E_o), ionization energy (B), excitation energy (E), and the f dipole value that can be obtained, in principle, from accurate wave functions (free of adjustable parameters)[2]. The BE*f*-scaling proposed by Kim [2] also combine a simpler version, the called C-scaling and this version reproduces the experimental data better than BE*f*-scaling for some targets [2]. Kim [2] obtain a compact, analytic expression for the C-scaling and has shown that the method in principle cannot be used to predict unknown cross sections, because the C-scaling is used to quantify the degree of disagreement between the BE*f*-scaling and the measurements, *i.e.*, is used to “fit the experimental data”. Theoretically, the most questionable aspect of the C-scaling lies in the use at low energies and we will see here that the method provides good results when polarization effects are available in closed form, *i.e.*, the C-scaling can be treated as a independent method and more efficient that the BE*f*-scaling. In this sense, the present approach retains much of the utility of the original BE*f*-scaling and requires a relatively small amount of computing effort. The C-scaling can be more important at low energies and more accurate that the BE*f*-scaling for several atoms. Numerical calculations

of He, Na, K, and Hg by electron impact using C-scaling demonstrate the applicability of the model and well suitable as a benchmark for our model.

This paper is organized as follows: in Sec. 2 we describe the scaling Born method with the corrections proposed and in Sec. 3 we show our results for the electronic excitation of He, Na, K, and Hg by electron impact. Finally, present our conclusions in Sec. 4.

2. Theory

The scaled plane wave Born cross sections is described in detail by Kim [2], so only the more important points are mentioned here.

The f -scaled Born cross section, σ_f , is given by:

$$\sigma_{BEf} = (f_{\text{accur}}/f_{\text{Born}}) \left(\frac{E_o}{E_o + B + E} \right) \sigma_{\text{Born}}(E_o) \quad (1)$$

where E_o is the incident electron energy, f_{accur} f_{accur} is an accurate dipole f value from experiments or from accurate wavefunctions, and f_{Born} is the dipole f value from the same wavefunctions used to calculate the unscaled Born cross section (σ_{Born}). The BE-scaled Born cross section, σ_{BE} , is given by

$$\sigma_{\text{BE}} = \left(\frac{E_o}{E_o + B + E} \right) \sigma_{\text{Born}}(E_o) \quad (2)$$

where “ B ” is the binding energy of the electron being excited, and E is the excitation energy. The BE-scaling corrects the deficiency of the Born approximation at low E_o , without losing its well-known validity at high E_o . If an unscaled Born is obtained from poor quality wavefunctions while an accurate f value is known, the both f scaling and BE-scaling can be applied to obtain a BE*f*-scaling Born cross section, σ_{BEf} :

$$\sigma_{\text{BEf}} = (f_{\text{accur}}/f_{\text{Born}}) \sigma_{\text{BE}} \quad (3)$$

The essence of the BE*f*-scaling is adding a constant to the “ E_o ” in the denominator of Eq. (2) and this can be interpreted as polarizability of the target. Although this type of scaling has been used in several studies, its success remains

to be explained. We now test the BE*f*-scaling as proposed by Kim [2], in which B + E is replaced by a constant C as proposed [2],

$$\sigma_{BEf} = (f_{\text{accur}}/f_{\text{Born}}) \left(\frac{E_o}{E_o + C} \right) \sigma_{\text{Born}}(E_o) \quad (4)$$

where C= (B + E) [2] and the fact that is necessary to introduce C for better agreement with experimental data. This considerations [2] requires a better description of the method and this has not been carried out. A hint to the meaning of adding B + E to E may be found in FBA cross section for the elastic scattering from the Yukawa potential. The potential is a screened Coulomb potential

$$V(r) = -\frac{Z}{r} e^{(-r/\beta)} \quad (5)$$

where *r* is the radial coordinate, *Z* is the atomic number, and β is the “range” of interaction with a dimension of length. Using plane waves for the incident electron, the integrated cross section for elastic scattering is

$$\sigma_{el} = 16\pi Z^2 \beta^4 / (1 + 4k^2 \beta^2) \quad (6)$$

where *k* is the momentum of the incident electron in atomic units. After writing $\beta = b$ and noting that $k = E/R$ (Rydberg), Eq. (6) becomes

$$\sigma_{el} = 16\pi R Z^2 b^2 / (E + R/4b^2) \quad (7)$$

which has the E in the denominator shifted by a constant with the dimension of energy. Although this analogy is not rigorous, the similarity between the Eq. (2) and Eq. (6) suggests that the constant “C” can be seen as the scaling factor to represent the correlation between the electron and the target (the combination B + E should not be taken literally as a rigid rule, but only as an indicator of the order of magnitude for the cross section). As observed by Kim [2] the Eq. (4) indicates that C may be related to the polarizability of the target and is sensitive to the treatment of the target. The C-scaling corrects the deficiencies of the Born approximation at low E_o energy without losing its well-known validity at high E_o. The term 1/(E_o + C) was included with the argument that effective kinetic energy of the electron seen by the target is E_o plus the energy of the bound electron. The constant C represent a approximation to the polarizability of the target and a “loose” connection between the constant C and the polarizability of the target can be consistent with the called closure approximation used for the second Born approximations-SBA [3]. As cited by Walters [3] the intermediate states of the target are used as a average energy “Δ”, *i.e.*,

$$(K_n)^2 = (K_o)^2 + 2\Delta \quad (8)$$

where “Δ” may be chosen so as to build the correct dipole polarizability of the target. Using a similar interpretation for Eq. (4), we use (E_o + C) in the form

$$(E_o + C) \rightarrow \left[E_o + \left(\frac{B + E}{2} \right) \right] \quad (9)$$

The second Born term must contain polarization effect, and may be identified with the FBA using the optical theorem,

$$\text{Im}f^{B2}(\theta = 0) = (E/4\pi)\sigma_{\text{Born}}(E_o) \quad (10)$$

where physical intuition suggests that “C” can be used as a factor associated the polarization of the target using Eq. (6) and also normalize the FBA. We may assume that C should have the form proposed by Eq. (6) and in order to investigate the range of applicability of the Eq. (6), we have applied the C-scaling to the same He, Na, K, and Hg targets tested by Kim [2] using the BE*f*-scaling.

3. Results and Discussion

We present the calculated integral cross sections (ICS) for He, Na, K, and Hg atoms by electron scattering and the cross sections are compared to other theories and experiments. For all targets we used the theoretical *f*, and B value deduced by Kim [2] and the wave functions for the excited electronic states were all generated with the improved virtual orbital (IVO) [4].

He Atom

The BE*f*-scaling and our C-scaling are compared in Fig. 1 for He atom (1s2p¹P state). Selected experimental data [5,6], and close coupling approximation-CC[7] also are shown. As noted, the C-scaling generally agree well with experimental data [5,6], and CC[7] for He atom (1s2p¹P state).

Figure 2 show our C-scaling compared with experimental data [5,6] and again the BE*f*-scaling [2] for He atom(1s3p¹P state). The comparison between our results and experimental data [5,6] is in general quite satisfactory.

Figure 3 shows our C-scaling also compared with BE*f*-scaling [2], and experimental data [5] for He atom (1s4p state). As observed the C-scaling results are reasonably close

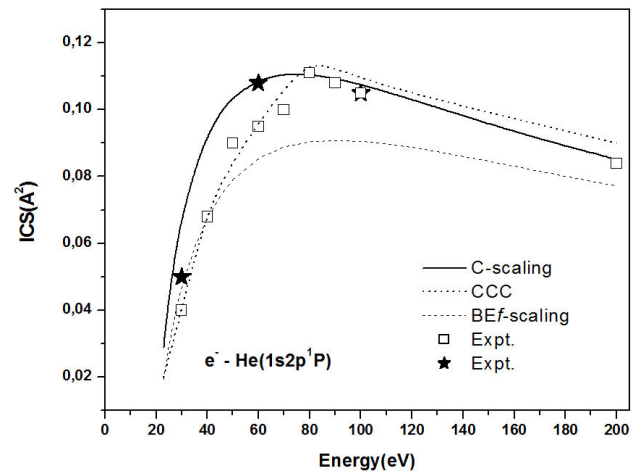


FIGURE 1. Integral cross sections (ICS) for electron impact excitation of the 1s2p¹P states of He. Line solid, our C-scaling; dashed line, BE*f*-scaling of Kim [2]; dott line, CC [7]; square, experimental data [5], star black, experimental data [6].

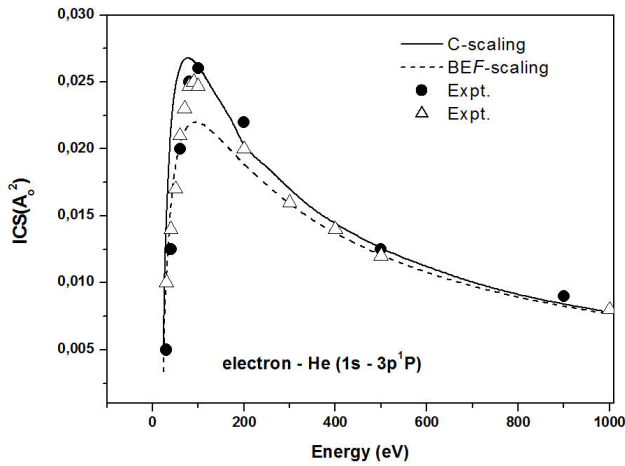


FIGURE 2. Integral cross sections for electron impact excitation of the $1s3p^1P$ states of He. Line solid, our C-scaling; dashed line, BEf-scaling [2]; black circle, experimental data [5], triangle, experimental data [6].

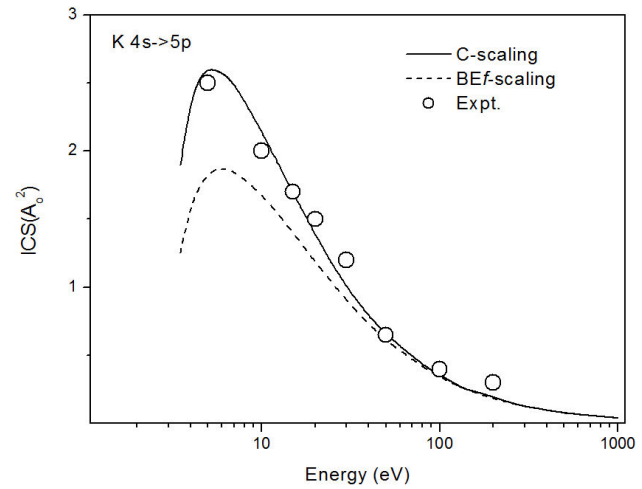


FIGURE 5. Integral cross sections for electron impact excitation of the $4s \rightarrow 5p$ states of K. Line solid, C-scaling; dashed line, BEf-scaling [2]; open circle, experimental data [9].

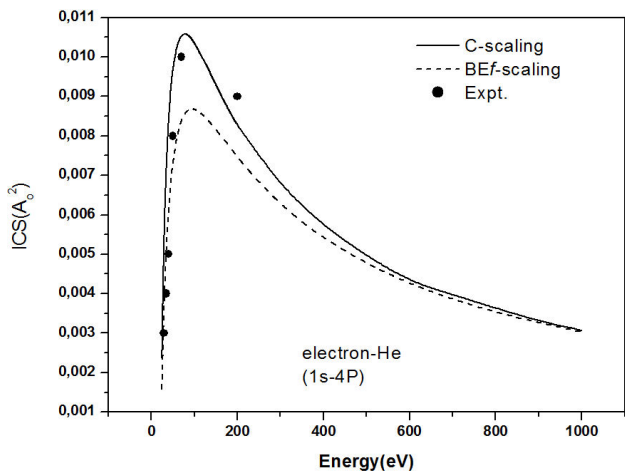


FIGURE 3. Integral cross sections for electron impact excitation of the $1s4p^1P$ states of He. Line solid, our C-scaling; dashed line, BEf-scaling [2]; black circle, experimental data [5].

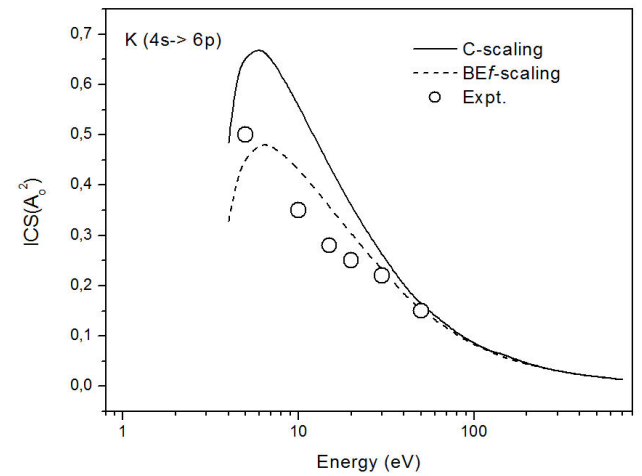


FIGURE 6. Integral cross sections for electron impact excitation of the $4s \rightarrow 6p$ states of K. Line solid, C-scaling; dashed line, BEf-scaling [2]; open circle, experimental data [9].

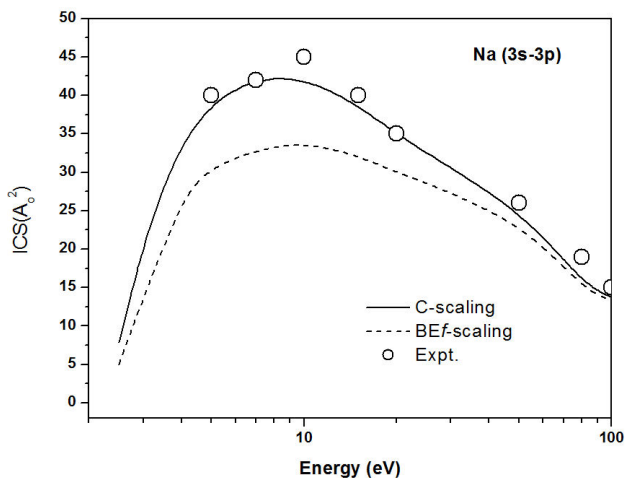


FIGURE 4. Integral cross sections for electron impact excitation of the $3s-3p^1P$ states of Na. Line solid, our C-scaling; dashed line, BEf-scaling [2]; open circle, experimental data [8].

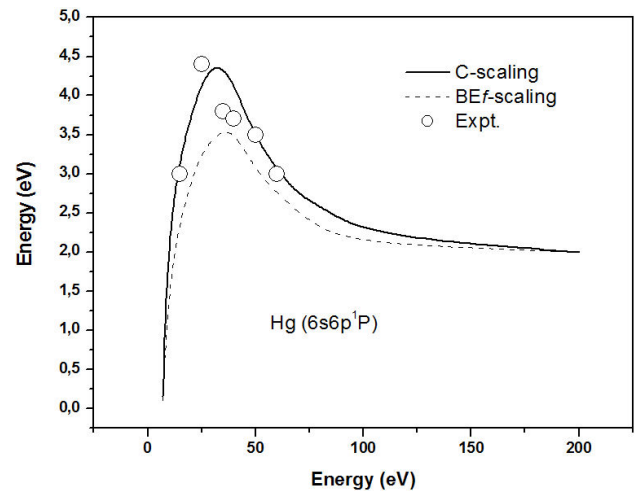


FIGURE 7. Integral cross sections for electron impact excitation of the $6s6p$ states of Hg. Line solid, our C-scaling; dashed line, BEf-scaling [2]; open circle, experimental data [10].

to the experimental data [6]. For the He atom the C-scaling clearly demonstrate great utility.

Na Atom

Figure 4 show the C-scaling for Na atom ($3s-3p^1P$ states) compared with experimental data [8], and the traditional BEf -scaling [2]. As noted, C-scaling is reasonably close to the experimental data [8].

K Atom

Figure 5, show C-scaling for K atom ($4s5p$ states) compared with experimental data [9] and BEf -scaling [2]. As noted again, C-scaling is reasonably close to the experimental data [9].

Figure 6, show C-scaling for K atom ($4s6p$ states) compared with experimental data[9] and BEf -scaling [2]. As observed the C-scaling is adequate when compared with BEf -scaling.

Hg Atom

Figure 7 show the C-scaling for electron impact excitation of the $6s6p$ states of Hg. As noted, our results also agree quite well with experimental data [10]. For all targets here tested

we can see that our Eq. (4) is consistent and significant tool for the study of electron-atoms collision process.

4. Conclusions

The approximate C-scaling derived here, based on BEf -scaling demonstrate the utility this model as a simple way to obtain reliable electron-impact cross sections for dipole allowed excitations of neutral atoms. The C-scaling which represent a version this method qualitatively may be related to the polarizability of the target and represent a method sufficient to convert the BEf -scaling cross sections into excellent agreement with experimental data. The C-scaling here proposed clearly agree much better with experimental data which shown that the representation of polarization effect is imperative and that this implementation can be readily applied to the electron scattering problem. This suggest that the C-scaling represent a viable method to analyze electron-impact excitation cross sections for atoms and is relatively simple when compared to state-of-the-art ab initio theories.

Acknowledgments

This work is dedicated to my father, Jorge Lino.

-
1. W. Huo, *Phys. Rev. A* **64** (2001) 042719.
 2. Y.K. Kim, *Phys. Rev. A* **64** (2001) 032713.
 3. H.R. Walters, *Phys. Rep.* (1984) 116.
 4. J.L.S. Lino, M.A.P. Lima, *Braz. J. Phys.* **32** (2000) 432.
 5. D.C. Cartwright G. Csanak, S. Trajmar, D.F. Register, *Phys. Rev. A* **45** (1992) 1602.
 6. D.E. Shemansky, J.M. Ajello, D.T. Hall, B. Franklin, *Astrophys. J.* **296** (1985) 774.
 7. D.V. Fursa, I. Bray, *Phys. Rev. A* **52** (1995) 1279.
 8. J.O. Phelps, C.C. Lin, *Phys. Rev. A* **24** (1981) 1299.
 9. J.O. Phelps, J.E. Solomon, D.E. Korff, C.C. Lin, *Phys. Rev. A* **20** (1979) 1418.
 10. F.J. Peitzmann, J. Kessler, *J. Phys. B* **23** (1990) 2629.